

The compact machine for year-round use - also for use in winter and on grassed surfaces.

Standard accessories:

- Operating hour meter for sweeping mechanism
- Heater
- Suction
- Adjustable side brush speed
- Forward traction drive
- Reverse traction drive
- Traction drive hydrostatic
- Coarse dirt flap
- Hydr. container lift
- Waste container 500 l
- Panorama cab with safety glass, 2 rear-view mirrors
- Rotating warning beacon
- Water spraying system suppresses dust around side brushes and in intake duct
- Doors left/right
- 4-wheel chassis, ergonomic power steering
- Water tank 165 l
- Side brush rotation reversal
- Outdoor use



Order no.: 2.976-

Technical data

Drive	4-stroke diesel engine / Yanmar
Drive performance (kW/hp)	14.6/20
Max. area performance (m ² /h)	14000
Working width (mm)	1400
Max. working width with third side brush (mm)	2000
Sweeping width variable (mm)	1100-1400
Waste container (l)	500
Load capacity (kg)	400
Water tank (l)	165
Climbing capacity (%)	18
Travel speed (km/h)	20
Working speed (km/h)	10
Turning radius (m)	0.75
Hydraulic container lift m	1.45

Technical data

Operating hours on one tankful (h)	13
Euro 3 emissions standard	-
Weight (kg)	1100
Dimensions (L x W x H) (mm)	2960x1090x1970

Details

Description

The MC 50 Classic offers useful features and is suitable for year-round use. The quick-change system enables attachments such as mower or snow blade and spreader to be changed within minutes.

Features & Benefits

Parallelogram guided brush system

For consistent and perfect sweeping results.

For consistent and perfect sweeping results.

Parallelogram guided brush system

For consistent and perfect sweeping results.

For consistent and perfect sweeping results.

Automatic coarse dirt flap

Automatic coarse dirt flap control for bulky items; makes work easier for the driver.

Automatic coarse dirt flap control for bulky items; makes work easier for the driver.

Automatic coarse dirt flap

Automatic coarse dirt flap control for bulky items; makes work easier for the driver.

Automatic coarse dirt flap control for bulky items; makes work easier for the driver.

Removable suction tube

Suction tube and nozzle are quick and easy to clean; easy access in case of blockages.

Suction tube and nozzle are quick and easy to clean; easy access in case of blockages.

Removable suction tube

Suction tube and nozzle are quick and easy to clean; easy access in case of blockages.

Suction tube and nozzle are quick and easy to clean; easy access in case of blockages.

Articulated steering

Small turning circle; maximum manoeuvrability; very fast and flexible also on narrow paths, drives and roads; rear part of the machine follows the front part; no collision of rear wheels on kerbs in tight curves.

Small turning circle; maximum manoeuvrability; very fast and flexible also on narrow paths, drives and roads; rear part of the machine follows the front part; no collision of rear wheels on kerbs in tight curves.

Articulated steering

Small turning circle; maximum manoeuvrability; very fast and flexible also on narrow paths, drives and roads; rear part of the machine follows the front part; no collision of rear wheels on kerbs in tight curves.

Small turning circle; maximum manoeuvrability; very fast and flexible also on narrow paths, drives and roads; rear part of the machine follows the front part; no collision of rear wheels on kerbs in tight curves.


Accessories

Accessories for expanding functions in all- season applications - can be changed in the field

Trailer hitch

To pull trailers and other equipment

Order no. 2.851-091.0




Additional sweeper accessories

Manual suction hose

To clean hard-to-reach areas


Order no. 2.851-072.0



Broom and shovel holder

Clip to store broom and shovel outside of the cabin


Order no. 2.851-078.0



dirt scraper

For cleaning the suction mouth and suction hose

Order no. 2.851-079.0



Third side brush


For versatile use and for sweeping on different levels or around obstacles - for MC50 classic on ex works

Order no. 2.851-048.0



Water dosage for spray system

Order no. 2.851-293.7




Comfort and safety

Reversing camera, incl. monitor

For increased safety while reversing

Order no. 2.851-077.0




Comfort and safety

Two-point safety belt


To increase safety during working and driving the machine

Order no. 2.851-081.7



Side mirror


Order no. 2.851-083.0



Rear view mirrors, heated

For increased rear view, even with cold weather


Order no. 2.851-084.0



Cup holder

Enables operator to safely store beverages


Order no. 2.851-086.0



ashtray

Installed in cabin


Order no. 2.851-087.0



Roll-up sunshield


To reduce sun penetration through the glass roof

Order no. 2.851-088.0




Warning strips

Order no. 2.851-099.0



Radio system with CD player, MP3-capable


Order no. 2.851-075.7



Comfort and safety


Prepared for radio

Order no. 2.851-076.7



Reversing light

Order no. 2.851-100.0




Comfort seat

Order no. 2.851-160.0



Document pocket

Order no. 2.851-309.0



Environment and all-season use

Trolley for waste container

For changing and storing the container and broom. Also for converting the machine from sweeping to winter or grassed surface use, hydraulically operated.


Order no. 2.851-043.0



Snow chains


When operating in heavy snow

Order no. 2.851-090.0



Puncture-proof tyres


Order no. 2.851-101.0



Grass tyres

Recommended for sensitive floors and maintenance of green areas

Order no. 6.435-843.0




Environment and all-season use

Wide grass tires

For reduced surface pressure when using mowing or mulching deck

Order no. 2.851-089.0




Miscellaneous

TÜV expertise to German licensing laws

Necessary for operation on public roads


Order no. 2.639-494.7



High-pressure cleaners

For removing stubborn dirt on the move and machine cleaning, up to 150 bar, 500-600 litres.


Order no. 2.851-116.0



MC50 overseas packaging


For machine shipment overseas

Order no. 2.893-667.0



Chute extension

Order no. 2.851-128.0




Filling system hydraulic oil

Order no. 2.851-290.0




Preservation

Order no. 2.851-294.0



Speed limiter


Order no. 2.851-296.7



Side brush, hard

Side brush, hard


Order no. 6.966-054.0



Side brush, hard

Side brushes in hard version. Suitable for MC 50.


Order no. 6.966-058.0



Side brush, soft

Side brush, soft


Order no. 6.966-055.0



Side brush, soft

Side brushes in soft version. Suitable for MC 50.

Order no. 6.966-057.0



Standard side brushes

Side-brush, standard

Order no. 6.966-052.0



Side brush, standard

Standard side brush. Suitable for MC 50.

Order no. 6.966-056.0

